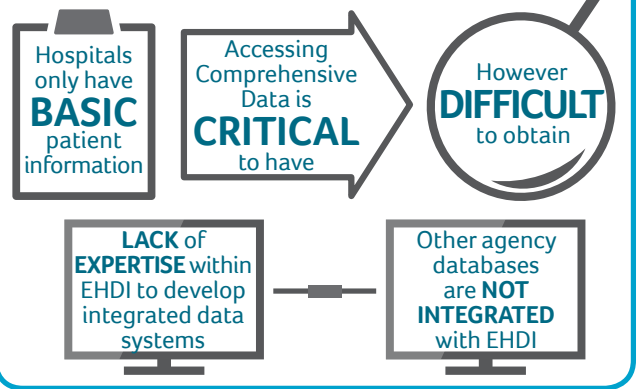


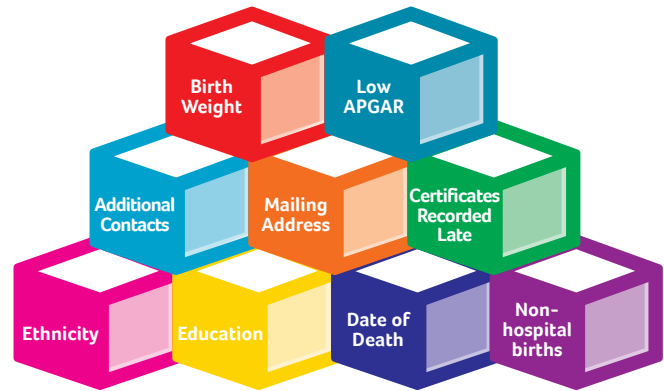
Authors: Sondi Aponte, Gidget Carle, Fran Altmaier

Barriers Challenges



Measures of Success

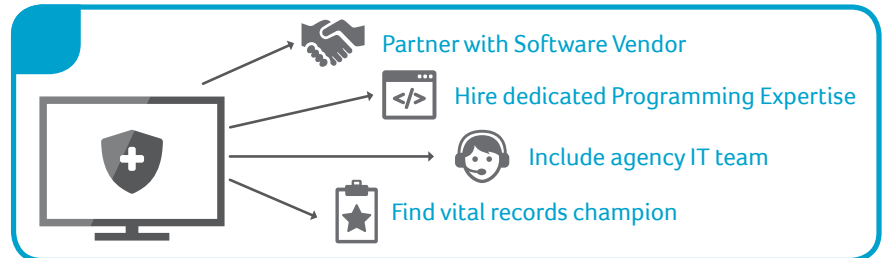

- (1) Reduced LTFU
- (2) Documented out-of-hospital births
- (3) Efficient Case Management
- (4) Demographic/Screening Results Reconciled
- (5) EHDl Documented birth rate matches occurrent birth rate



Lessons Learned

- Develop Sustainability
- Automate
- Monitor Routinely
- Have Back-Up Plan

Bridging the GAP

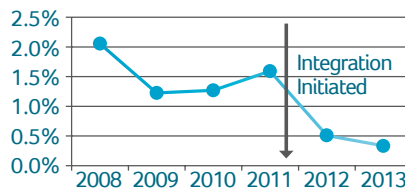


Methods

- LEARN** | database architecture
- EVALUATE** | table locations
- FIND** | unique identifier in both systems
- MATCH** | as many data elements as possible
- REQUEST** | to add fields if necessary (MR#)

Results

Not Screened-Percentage Unknown



Year	Unknown	Occurrent Birth Rate
2013	289	86,586
2012	441	87,063
2011	1380	86,668
2010	1118	88,100
2009	1144	93,331
2008	2058	100,088

Conclusions



- Sustainability is challenging but **crucial**
- Follow-up can be compromised without birth record data
- Timely data merging is **critical**