

# We are family too: Involving siblings in family-centered early intervention: Perceptions of professionals serving children who are deaf or hard of hearing and their families

Emily Crouse, MS, CF-SLP, Uma Soman, PhD, LSLs Cert AVEd

Carle Auditory Oral School, Carle Foundation Hospital, Urbana, IL

## INTRODUCTION

When considering the interdependence of families, parents are not the only members who are affected by and can effect change. Sibling relationships have the potential to be the longest lasting family connection. Sibling inclusion in intervention has demonstrated positive effects on acquisition and generalization of targets skills and behaviors for children with disabilities. Early intervention providers can facilitate relationships between family members that foster the communication development of children who are deaf or hard of hearing.

## STUDY OBJECTIVES

- Understand early intervention providers' perceptions of the role of siblings in current early intervention practices.
- Explore challenges and benefits of including siblings in current early intervention practices.

## METHODS

Survey was shared via social media sites



78 individuals, 18+ years of age responded



Four respondents did not provide EI services and were excluded.



Survey results were analyzed to determine:  
Professionals' views regarding sibling involvement  
Current practice of involving siblings  
Benefits and challenges observed

## FINDINGS

A majority of respondents:

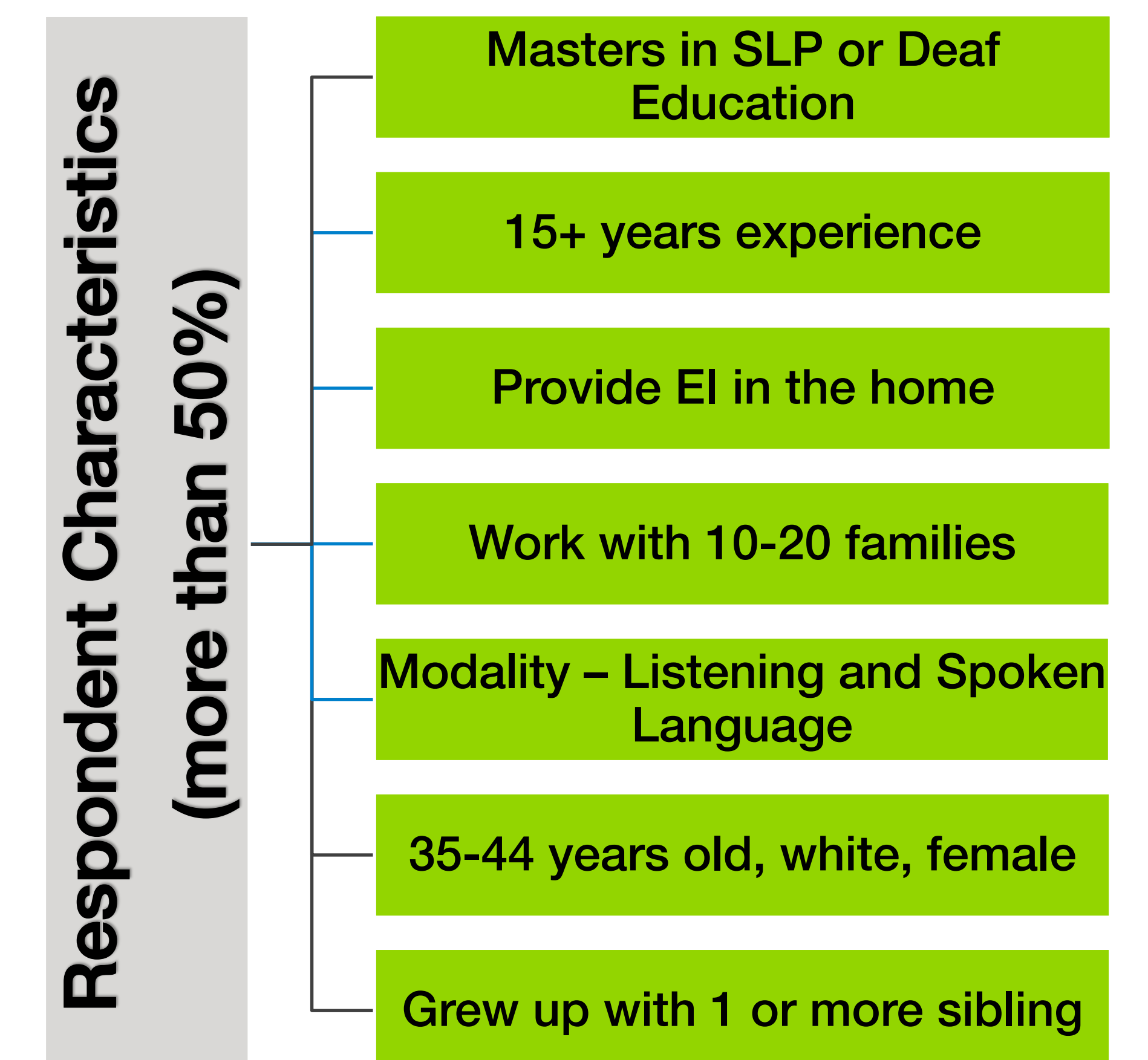
- Currently include siblings in early intervention sessions more than 50% of the time
- Had no formal training related to including siblings within their academic coursework or practice
- Reported the following benefits:
  - ❖ Peer/Play/Language model
  - ❖ Increased motivation and participation
  - ❖ Real life situations
  - ❖ Carryover
- Reported *behavior and distractions caused by siblings* as the biggest challenges

Add your voice to this study



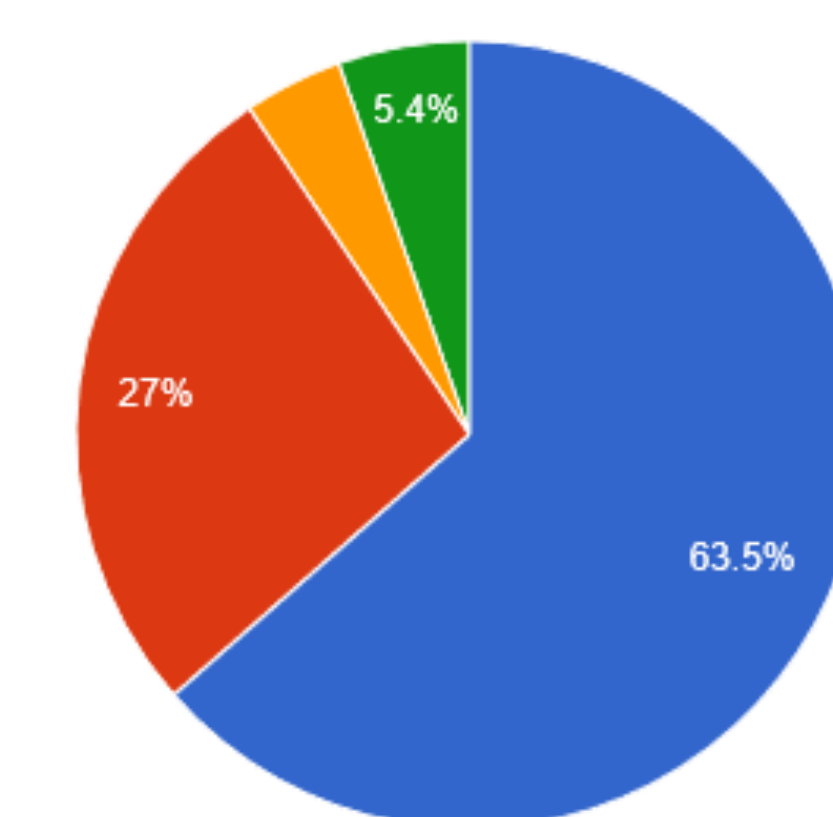
For more information email [ECHOResearch@carle.com](mailto:ECHOResearch@carle.com)

## SURVEY DEMOGRAPHICS



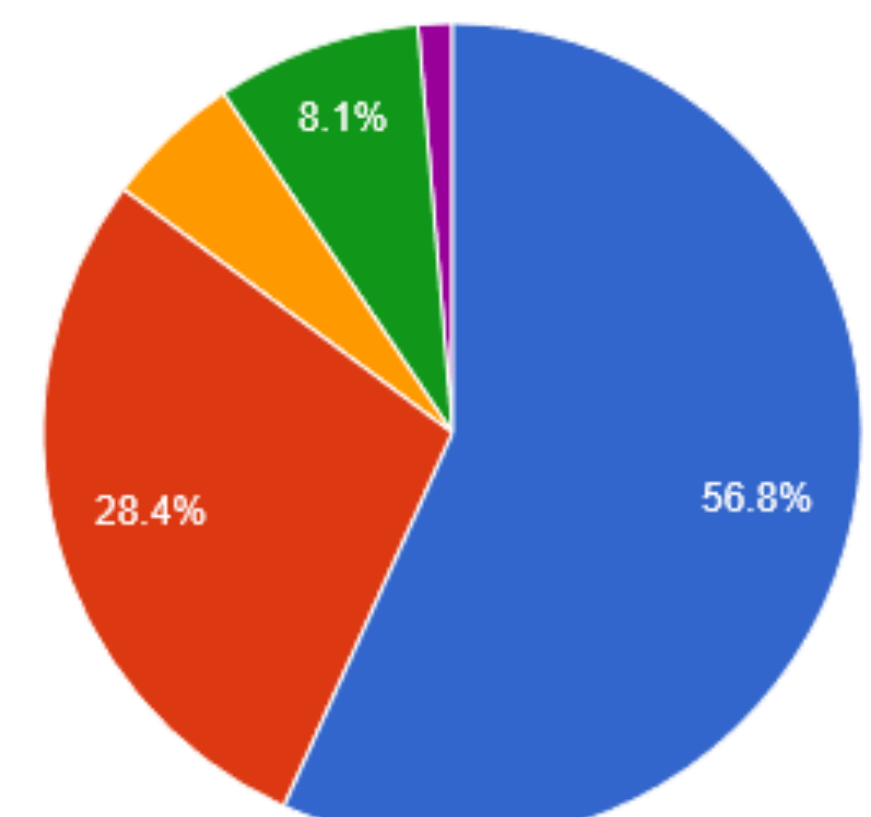
## ADDITIONAL DATA

Number of Courses that addressed including siblings



None (47, 63.5%)  
1-2 (20, 27.0%)  
3-5 (3, 4.1%)  
5+ (4, 5.4%)

Percent of practicum experiences that included siblings



0% (42, 56.8%)  
1-25% (21, 28.4%)  
26-50% (4, 5.4%)  
51-75% (6, 8.1%)  
76-100% (1, 1.4%)

Sibling of DHH Individual

Yes (4, 5.4%)  
No (70, 94.6%)

